

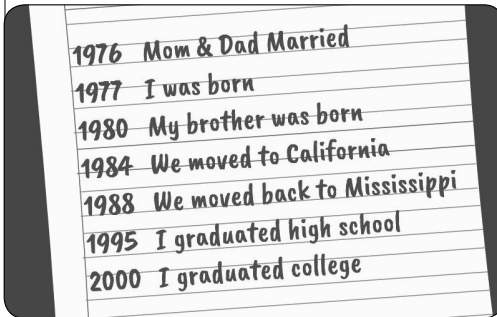


How to Make a Timeline

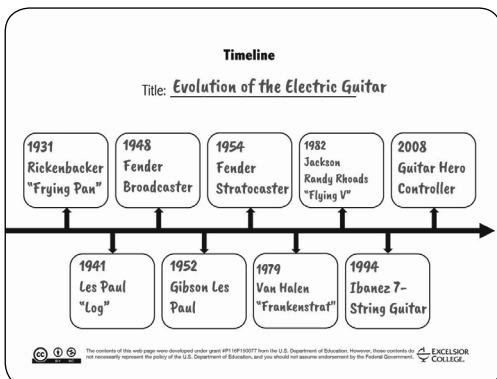
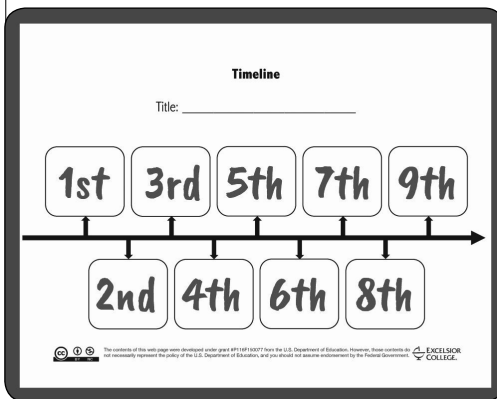
Timeline:

a record of information organized chronologically

A timeline can be constructed using a simple list on a sheet of paper.

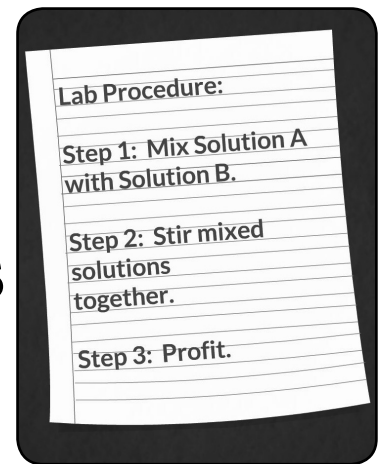




Or, you can use a more visual method to record information chronologically from left to right using event boxes.



A Timeline can be useful for keeping track of several different kinds of information:

- **Historical Events**
- **Fictional Events**
- **The Steps of a Process**



Here's an example of a timeline showing the evolution of the electric guitar over the course of 70 years.